


# STUDY STATION

Use individually or group together. Back to back configurations, depicted on next page, can be achieved by requesting a 'mirrored' design. Timber frame and solid base provide stability while padded upholstery offers acoustic properties.



Study Station Panel in Clique Pomegranate  
Ottoman in Gravity Slate  
White Base and Table



Natural Plywood Edging

Left Shoulder  
(Option)

Right Shoulder  
(Standard)




Study Station

LEFT: **STUDL**


RIGHT: **STUDR**

Unit: 1250 H X 1150 W X 635 D (Seat 420 H)

Table: 730 DIA



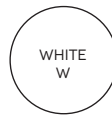
FABRIC/  
VINYL



BLACK  
B



GREY  
G



WHITE  
W

SURFACE  
OPTIONS